




Please note reverse side!


BEPRO

Please note reverse side!



Stock program **GALVANIZED**

S235JR galvanized acc. to ISO 1461




Equal Angles

20 x 20 x 3 – 200 x 16



Unequal Angles


30 x 20 x 3 – 250 x 90 x 10



Flat Bars

Widths: 20 - 150 mm

Thickness: 3 - 15 mm



Wide Flat Bars

Widths: 160 - 300 mm

Thickness: 8 - 15 mm



Beams and Channels (UPN)

UPN/IPE/HEA/HEB




Round Bars

Diameter: 6 - 30 mm



Small Channels

30 x 33 – 65 x 42



T-Sections

30 x 30 x 4 – 120 x 120 x 13



Square Bars

Thickness: 10 - 30 mm



SHS / RHS

20 x 20 x 2 - 100 x 100 x 5 / 30 x 20 x 2 - 200 x 100 x 4



Sheets

Thickness: 6 mm



Tearplates

Thickness: 3 - 8 mm